



Alliance A011104/ACRIN 6694: Effect of Preoperative Breast MRI on Surgical Outcomes, Costs and Quality of Life of Women with Breast Cancer

Isabelle Bedrosian, MD

University of Texas MD Anderson Cancer Center

TAP TO
RETURN TO
KIOSK MENU

NCI Community Oncology
Research Program

A program of the National Cancer Institute
of the National Institutes of Health

Rationale

Rationale

Objective

Study Schema

FAQs

Key Eligibility Criteria

Accrual By Site

Accrual By Month

Follow Up

- Well established that breast MRI detects more disease and impacts surgical management
- Not known whether by detecting additional disease:
 - Rates of local failure are reduced
 - Rates of contralateral breast cancer are decreased
- Breast MRI may be particularly important for ER/PR negative disease which is shown to be relatively radio-resistant with higher rates of local failure after BCT
 - Detecting and surgically removing additional foci of disease may be particularly important for this group of patients.

Hypothesis

Preoperative breast MRI improves staging and selection of patients with hormone receptor negative tumors for BCT, thus lowering rates of local regional recurrence.

Please use the headings above to navigate through the different sections of the poster



Alliance A011104/ACRIN 6694: Effect of Preoperative Breast MRI on Surgical Outcomes, Costs and Quality of Life of Women with Breast Cancer

Isabelle Bedrosian, MD

University of Texas MD Anderson Cancer Center

TAP TO
RETURN TO
KIOSK MENU

Trial Endpoints

NCI Community Oncology
Research Program

A program of the National Cancer Institute
of the National Institutes of Health

Rationale

Trial Endpoints

Study Schema

FAQs

Key Eligibility Criteria

Accrual By Site

Accrual By Month

Follow Up

Primary

- LRR rates at 5 years between the MRI and no MRI arm

Secondary

- Rates of re-excision, including conversion to mastectomy
- Contralateral breast cancer rates
- Time to local recurrence
- Overall and disease specific survival
- MRI technical performance (sensitivity, specificity, PPV)

Please use the headings above to navigate through the different sections of the poster



Alliance A011104/ACRIN 6694: Effect of Preoperative Breast MRI on Surgical Outcomes, Costs and Quality of Life of Women with Breast Cancer

Isabelle Bedrosian, MD

University of Texas MD Anderson Cancer Center

TAP TO
RETURN TO
KIOSK MENU

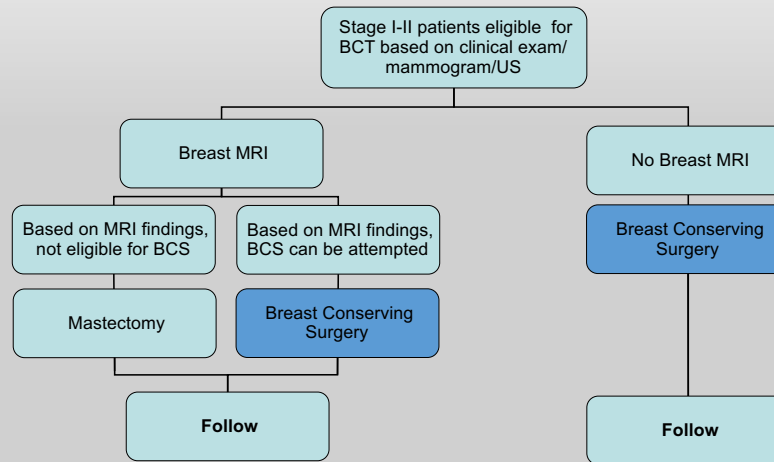
NCI Community Oncology
Research Program

A program of the National Cancer Institute
of the National Institutes of Health

Study Schema

- Rationale
- Trial Endpoints
- Study Schema**
- FAQs
- Key Eligibility Criteria
- Accrual By Site
- Accrual By Month
- Follow Up

Please use the headings above to navigate through the different sections of the poster



Sample size: 144 patients/arm



Alliance A011104/ACRIN 6694: Effect of Preoperative Breast MRI on Surgical Outcomes, Costs and Quality of Life of Women with Breast Cancer

Isabelle Bedrosian, MD

University of Texas MD Anderson Cancer Center

TAP TO
RETURN TO
KIOSK MENU

NCI Community Oncology
Research Program

A program of the National Cancer Institute
of the National Institutes of Health

Rationale
Trial Endpoints

Study Schema

FAQs

Key Eligibility Criteria

Accrual By Site

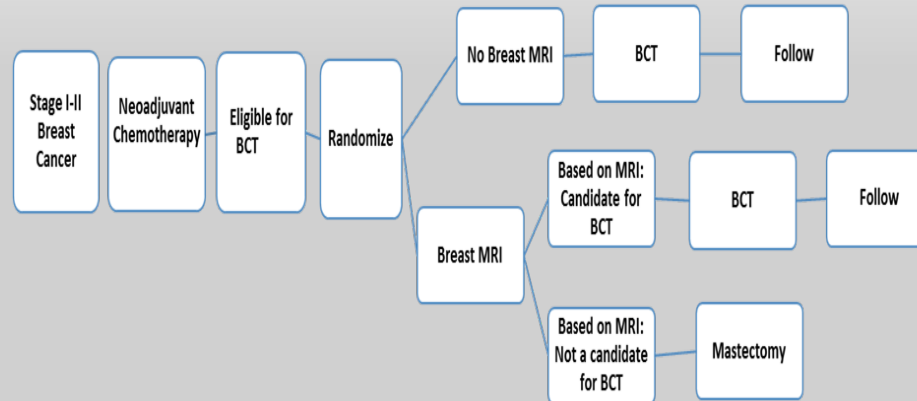
Accrual By Month

Follow Up

Please use the
headings above to
navigate through the
different sections of
the poster

Study Schema

For Enrollment After Neoadjuvant Chemotherapy





Alliance A011104/ACRIN 6694: Effect of Preoperative Breast MRI on Surgical Outcomes, Costs and Quality of Life of Women with Breast Cancer

Isabelle Bedrosian, MD

University of Texas MD Anderson Cancer Center

TAP TO
RETURN TO
KIOSK MENU

Frequently Asked Questions (FAQs)

NCI Community Oncology
Research Program

A program of the National Cancer Institute
of the National Institutes of Health

Rationale

Trial Endpoints

Study Schema

FAQs

Key Eligibility Criteria

Accrual By Site

Accrual By Month

Follow Up

BRCA testing

- Not required to enroll
- If pt. referred for testing, can still enroll into trial. If later found to be BRCA +, can come off study.

MRI reimbursement

- For patients randomized to MRI arm, additional \$900 will be paid by ACRIN to support image data collection and transmission
- MRI can be billed to insurance as per institutional guidelines/standards

Is prior history of contralateral breast cancer an exclusion?

- Yes

Can Spanish speaking patients enroll?

- Yes, Spanish forms available for all aspects **except** "Assessment of Survivor Concerns" form which will require translation to patient

Is there a patient education brochure?

- Yes, available on Alliance website and on the CTSU website

Please use the headings above to navigate through the different sections of the poster



Alliance A011104/ACRIN 6694: Effect of Preoperative Breast MRI on Surgical Outcomes, Costs and Quality of Life of Women with Breast Cancer

Isabelle Bedrosian, MD

University of Texas MD Anderson Cancer Center

TAP TO
RETURN TO
KIOSK MENU

Key Eligibility Criteria

NCI Community Oncology
Research Program

A program of the National Cancer Institute
of the National Institutes of Health

Rationale

Trial Endpoints

Study Schema

FAQs

Key Eligibility Criteria

Accrual By Site

Accrual By Month

Follow Up

Please use the headings above to navigate through the different sections of the poster

- Women with
 - **ER/PR <10%**
 - **Any Her2**
- Stage I-II, unilateral cancer
- No previous breast cancer history
- Preoperative chemotherapy is allowed
- No plans for partial breast irradiation following lumpectomy
- No **known** BRCA carriers
- No breast MRI in the 12 months prior to enrollment



Alliance A011104/ACRIN 6694: Effect of Preoperative Breast MRI on Surgical Outcomes, Costs and Quality of Life of Women with Breast Cancer

Isabelle Bedrosian, MD

University of Texas MD Anderson Cancer Center

TAP TO RETURN TO KIOSK MENU

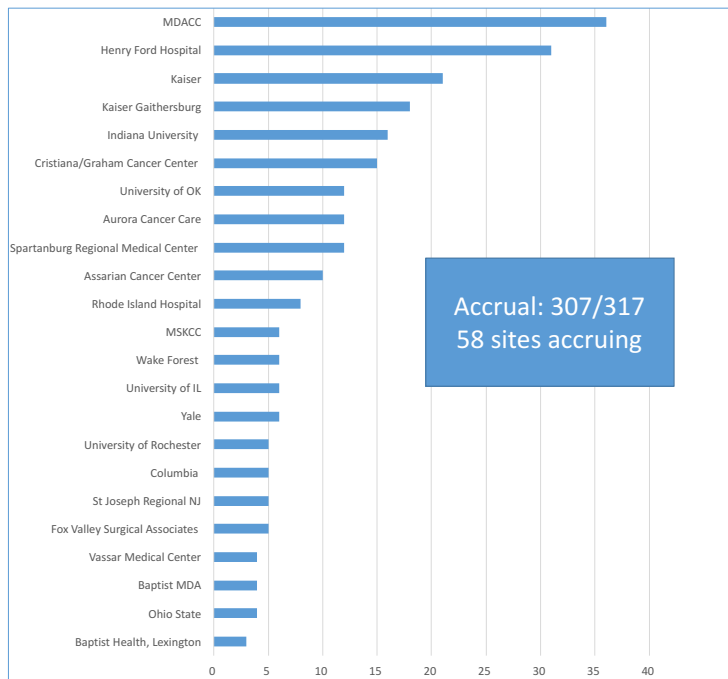
NCI Community Oncology Research Program

A program of the National Cancer Institute of the National Institutes of Health

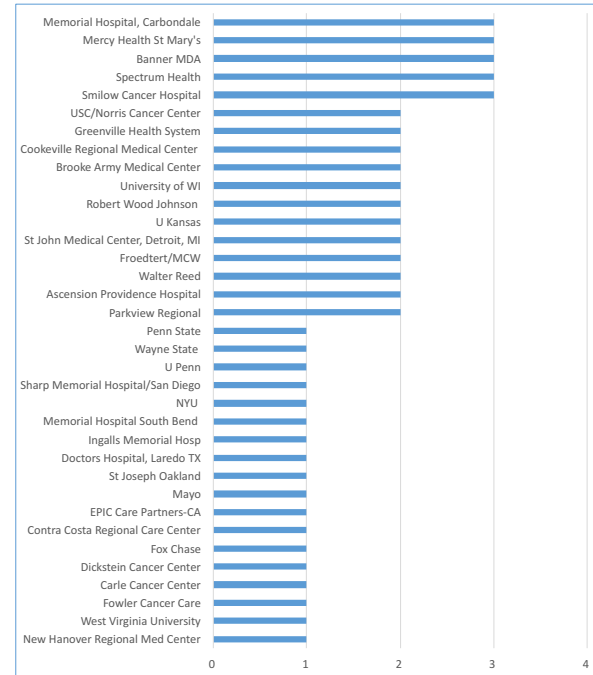
- Rationale
- Trial Endpoints
- Study Schema
- FAQs
- Key Eligibility Criteria
- Accrual By Site**
- Accrual By Month
- Follow Up

Please use the headings above to navigate through the different sections of the poster

Accrual By Site



Accrual: 307/317
58 sites accruing



accrual data is through 09/30/2019



Alliance A011104/ACRIN 6694: Effect of Preoperative Breast MRI on Surgical Outcomes, Costs and Quality of Life of Women with Breast Cancer

Isabelle Bedrosian, MD

University of Texas MD Anderson Cancer Center

TAP TO
RETURN TO
KIOSK MENU

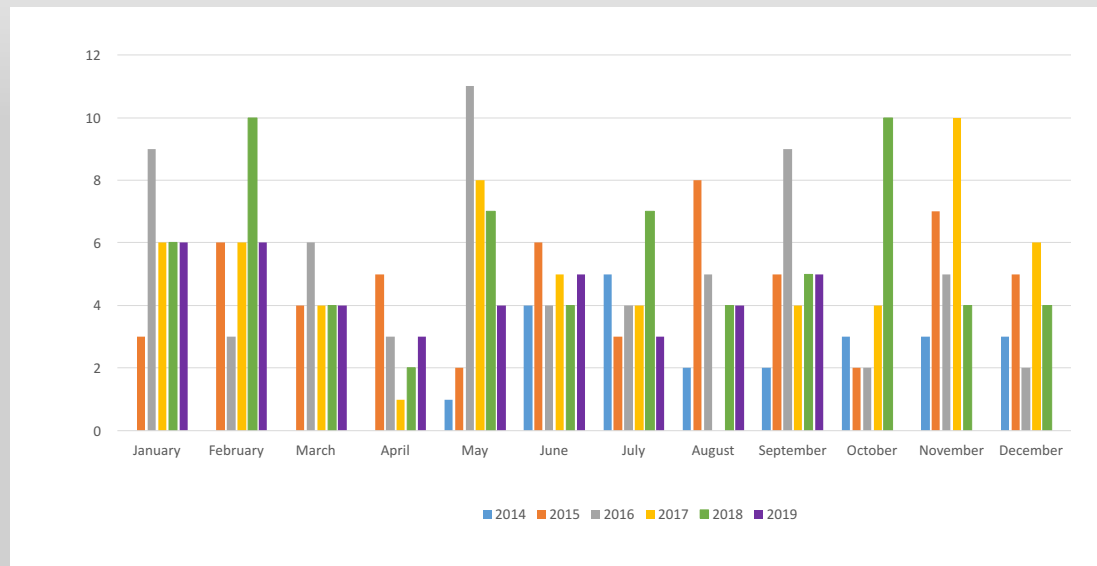
Accrual By Month

NCI Community Oncology
Research Program

A program of the National Cancer Institute
of the National Institutes of Health

- Rationale
- Trial Endpoints
- Study Schema
- FAQs
- Key Eligibility Criteria
- Accrual By Site
- Accrual By Month**
- Follow Up

Please use the headings above to navigate through the different sections of the poster



accrual data is through 09/30/2019



Alliance A011104/ACRIN 6694: Effect of Preoperative Breast MRI on Surgical Outcomes, Costs and Quality of Life of Women with Breast Cancer

Isabelle Bedrosian, MD

University of Texas MD Anderson Cancer Center

TAP TO
RETURN TO
KIOSK MENU

- Rationale
- Trial Endpoints
- Study Schema
- FAQs
- Key Eligibility Criteria
- Accrual By Site
- Accrual By Month

Follow Up

Please use the headings above to navigate through the different sections of the poster

Funding Support

Alliance A011104 is funded by the National Institutes of Health through National Cancer Institute grant awards.



Contact Us

Study Chair: Isabelle Bedrosian, MD, University of Texas MD Anderson Cancer Center
E-mail: ibedrosian@mdanderson.org | Phone: 713-792-3245

Protocol Coordinator: Laura Hoffman
E-mail: hoffma12@uchicago.edu | Phone: 773-834-2546